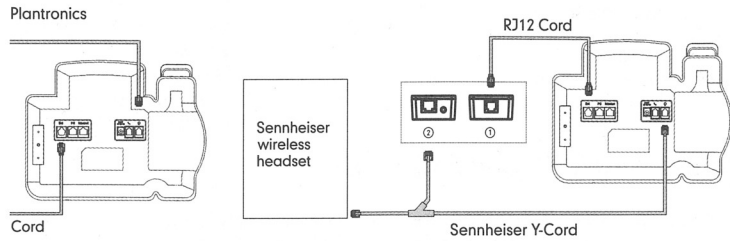
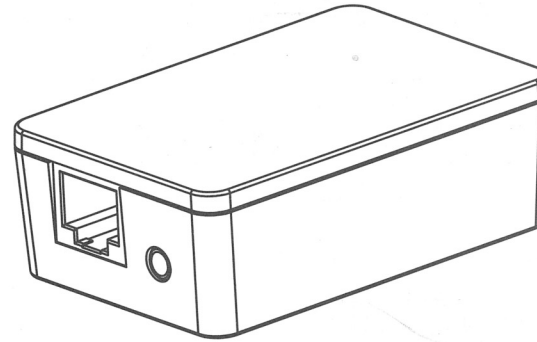


connection between the IP phone and the wireless headset.

The following figure shows the connection between the IP phone and the Sennheiser wireless headset.



www.tiptel.nl



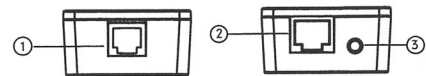
tiptel

EHS-40 Wireless Headset Adapter

User Guide

www.tiptel.nl

The EHS-40 is perfect for connecting Tiptel 3240 IP phones such as Jabra/ Plantronics and Sennheiser headsets.



Available online:

Cord Description

- Port ①:** Connect this port and the IP phone EXT port or Expansion Module EXT port (the expansion module has been connected to the phone) using the RJ12 cord.
- Port ②:** Connect this port and the Jabra Wireless headset using the RJ45 cord.
- Port ③:** Connect this port and the Plantronics Wireless headset using the 3.5 mm DC jack.

In addition to the cords mentioned in the Port Description section, the RJ9 Cord is also provided.

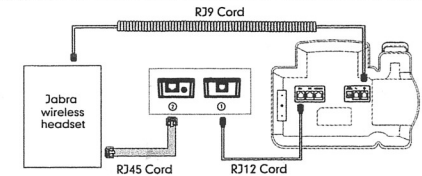
RJ9 Cord: For the audio connection between the IP phone headset port and the Jabra wireless headset.

Sennheiser Y-Cord: For the audio connection between the IP phone headset port, Wireless Headset Adapter and the Sennheiser wireless headset.

Connecting IP Phone and Headset

This section introduces the connection between Tiptel 3240 IP phone and the wireless headset. The following figures take the Tiptel 3240 IP phone as an example.

The following figure shows the connection between the IP phone and the Jabra wireless headset.



EHS-40 User Guide